

## HOLDING OF SPECIFIED SECURITIES ANNEXURE - 1

1. Name of Listing Entity : GEM CABLES AND CONDUCTORS LIMITED

2. 517504/GEMCABLES/EQUITY

3. Share Holding Pattern Filed under: Reg. 31(1)(b) SHAREHOLDING AS ON : 30/06/2017

4. Declaration : The Listed entity is required to submit the following declaration to the extent of submission of information :-

	Particulars	Yes*	No*
1	Whether the Listed Entity has issued any partly paid up shares?		No
2	Whether the Listed Entity has issued any Convertible Securities or Warrants?		No
3	Whether the Listed Entity has any shares against which depository resepts are issued?		No
4	Whether the Listed Entity has any shares in locked-in?		No
5	Whether any shares held by promoters are pledge or otherwise encumbered?		No






Table I - Summary Statement holding of specified securities

Category of shareholder (II)	Nos. of share holders (III)	No. of fully paid up equity shares held (IV)	No. of Partly paid-up equity shares held (V)	No. of shares underlying Depository Receipts (VI)	Total Nos. shares held (VII = IV+V+VI)	Shareholding as a % of total no. of shares (Calculated as per SCRR, 1957) (VIII) As a % of (A+B+C2)	No of voting Rights held in each class of securities (IX)				No of shares underlying outstanding convertible Securities (including warrants) (X)	Total Shareholding as a % assuming full Conversion of convertible securities(as a % of diluted share capital)	Number of Locked in shares (XII)		Number of shares pledged or otherwise encumbered (XIII)		Number of equity shares held in dematerialized Form (XIV)
							No of voting Rights			Total as a % of (A+B+C)			No.(a)	As a % of Total shares held (b)	No.(a)	As a % of Total shares held (b)	
							Class X	Class Y	Total								
Promoter and Promoter Group	5	3385432	0	0	3385432	49.32	0	0	0	0	0.00	0	0.00	0	0.00	710400	
Public	10572	3478318	0	0	3478318	50.68	0	0	0	0	0.00	0	0.00	0	0.00	1478815	
Non Promoter - Non Public	0	0	0	0	0	0.00	0	0	0	0	0.00	0	0.00	0	0.00	0	
Shares underlying DRs	0	0	0	0	0	0.00	0	0	0	0	0.00	0	0.00	0	0.00	0	
Shares held by Employee Trusts	0	0	0	0	0	0.00	0	0	0	0	0.00	0	0.00	0	0.00	0	
<b>Total</b>	<b>10577</b>	<b>6863750</b>	<b>0</b>	<b>0</b>	<b>6863750</b>	<b>100.00</b>	<b>0</b>	<b>0</b>	<b>0</b>	<b>0</b>	<b>0.00</b>	<b>0</b>	<b>0.00</b>	<b>0</b>	<b>0.00</b>	<b>2189215</b>	





Table II - Statement showing Shareholding Pattern of the Promoter and Promoter Group

Category & Name of the Shareholder (I)	PAN (II)	Nos. of share holders (III)	No. of fully paid up equity shares held (IV)	No. of Partly paid-up equity shares held (V)	No. of shares underlying Depository Receipts (VI)	Total Nos. shares held (VII = IV+V+VI)	Shareholding % calculate as per SCRR 1957 As a % of (A+B+C2) (VIII)	No of voting Rights held in each class of securities (IX)			No of shares underlying outstanding convertible Securities (including warrants) (X)	Total Shareholding as a % assuming full Conversion of convertible securities(as a % of diluted share capital) (XI) = (VII)+(X) as a %	Number of Locked in shares (XII)		Number of shares pledged or otherwise encumbered (XIII)		Number of equity shares held in dematerialized Form (XIV)	
								No of voting Rights					Total as a % of Total voting rights	No.(a)	As a % of Total shares held (b)	No.(a)		As a % of Total shares held (b)
								Class X	Class Y	Total								
Indian		5	3385432	0	0	3385432	49.32	0	0	0	0.00	0	0.00	0	0.00	710400		
(a) Individuals/HUFs			335640	0	0	335640	4.89	0	0	0	0.00	0	0.00	0	0.00	200		
AADITYA YALAMARTY	ABTPY7238C		335640	0	0	335640	4.89	0	0	0	0.00	0	0.00	0	0.00	0		
AISHWARYA YALAMARTY	ABTPY7239D		333617	0	0	333617	4.86	0	0	0	0.00	0	0.00	0	0.00	0		
RUNA YALAMARTY	ABTPY7237P		1110915	0	0	1110915	16.19	0	0	0	0.00	0	0.00	0	0.00	710200		
KAMESH YALAMARTY	AAFYPY8626B		1595135	0	0	1595135	23.24	0	0	0	0.00	0	0.00	0	0.00	0		
VENKATA SUBRAHMANYESWARA RAO KANNEGANTI	ADOPK8741M		10125	0	0	10125	0.15	0	0	0	0.00	0	0.00	0	0.00	0		
(b) Central Govt./State Govt.		0	0	0	0	0	0.00	0	0	0	0.00	0	0.00	0	0.00	0		
(c) Financial Institutions/Banks		0	0	0	0	0	0.00	0	0	0	0.00	0	0.00	0	0.00	0		
(d) Any Other		0	0	0	0	0	0.00	0	0	0	0.00	0	0.00	0	0.00	0		
Sub Total (A)(1)		0	3385432	0	0	3385432	49.3233582	0	0	0	0	0	0	0	0	710400		
2 Foreign																		
(a) Individuals(NRI/Foreign Individuals)		0	0	0	0	0	0.00	0	0	0	0.00	0	0.00	0	0.00	0		
(b) Government		0	0	0	0	0	0.00	0	0	0	0.00	0	0.00	0	0.00	0		
(c) Institutions		0	0	0	0	0	0.00	0	0	0	0.00	0	0.00	0	0.00	0		
(d) Foreign Portfolio Investor		0	0	0	0	0	0.00	0	0	0	0.00	0	0.00	0	0.00	0		
(e) Any Other(specify)		0	0	0	0	0	0	0	0	0	0	0	0	0	0	0		
Sub Total (A)(2)		0	0	0	0	0	0	0	0	0	0	0	0	0	0	0		
Total Shareholding of Promoter and Promoter Group (A)=(A)(1)+(A)(2)		0	3385432	0	0	3385432	49.3233582	0	0	0	0	0	0	0	0	710400		






Table III - Statement showing Shareholding Pattern of the Public Shareholder

Category & Name of the shareholder (I)	PAN (II)	Nos. of share holders (III)	No. of fully paid up equity shares held (IV)	No. of Partly paid-up equity shares held (V)	No. of shares underlying Depository Receipts (VI)	Total Nos. shares held (VII) = (IV+V+VI)	Shareholding % calculate as per SCRR 1957 As a % of (A+B+C2) (VIII)	No of voting Rights held in each class of securities (IX)			No of shares underlying outstanding convertible Securities (including warrants) (X)	Total Shareholding as a % assuming full Conversion of convertible securities (as a % of diluted share capital) (XI) = (VII)+(X) as a %	Number of Locked in shares (XII)		Number of shares pledged or otherwise encumbered (XIII)		Number of equity shares held in dematerialized Form (XIV)
								No of voting Rights		Total as a % of Total voting rights			No.(a)	As a % of Total shares held (b)	No.(a)	As a % of Total shares held (b)	
								Class X	Class Y								
<b>Institutions</b>																	
Mutual Funds		0	0	0	0	0	0	0	0	0	0	0	0	0	0	0	0
Venture Capital Funds		0	0	0	0	0	0	0	0	0	0	0	0	0	0	0	0
Alternate Investments Funds		0	0	0	0	0	0	0	0	0	0	0	0	0	0	0	0
Foreign Venture Capital Investors		0	0	0	0	0	0	0	0	0	0	0	0	0	0	0	0
Foreign Portfolio Investors		0	0	0	0	0	0	0	0	0	0	0	0	0	0	0	0
Financial Institutions/Banks		1	500000	0	0	500000	0	0	0	0	0	0	0	0	0	0	0
Insurance Companies		0	0	0	0	0	0	0	0	0	0	0	0	0	0	0	0
Provident Funds / Pension Funds		0	0	0	0	0	0	0	0	0	0	0	0	0	0	0	0
Any other (specify)		0	0	0	0	0	0	0	0	0	0	0	0	0	0	0	0
<b>Sub Total (B)(1)</b>		<b>1</b>	<b>500000</b>	<b>0</b>	<b>0</b>	<b>500000</b>	<b>0</b>	<b>0</b>	<b>0</b>	<b>0</b>	<b>0</b>	<b>0</b>	<b>0</b>	<b>0</b>	<b>0</b>	<b>0</b>	<b>0</b>
<b>Central Government/State Government(s)/ President of India</b>																	
Central Govt./State Govt.		0	0	0	0	0	0	0	0	0	0	0	0	0	0	0	0
<b>Sub Total (B)(2)</b>		<b>0</b>	<b>0</b>	<b>0</b>	<b>0</b>	<b>0</b>	<b>0</b>	<b>0</b>	<b>0</b>	<b>0</b>	<b>0</b>	<b>0</b>	<b>0</b>	<b>0</b>	<b>0</b>	<b>0</b>	<b>0</b>
<b>Non-Institutions</b>																	
Individual		10459	2759243	0	0	2759243	0	0	0	0	0	0	0	0	0	0	1330840
Ind-Hold nominal shr capital upto Rs.2L		14	163746	0	0	163746	0	0	0	0	0	0	0	0	0	0	62496
Ind-Hold nominal shr capital in excess of Rs.2L		6	366800	0	0	366800	0	0	0	0	0	0	0	0	0	0	266300
NBFCs Registered with RBI		0	0	0	0	0	0	0	0	0	0	0	0	0	0	0	0
Employees Trusts		0	0	0	0	0	0	0	0	0	0	0	0	0	0	0	0
Overseas Depositories (holding DRs) (balancing figure)		0	0	0	0	0	0	0	0	0	0	0	0	0	0	0	0
Any Other																	
NRI REPATRIABLE		20	44995	0	0	44995	0	0	0	0	0	0	0	0	0	0	44995
Bodies Corporate		92	174080	0	0	174080	0	0	0	0	0	0	0	0	0	0	102980
<b>Sub Total (B)(3)</b>		<b>10571</b>	<b>2978318</b>	<b>0</b>	<b>0</b>	<b>2978318</b>	<b>0</b>	<b>0</b>	<b>0</b>	<b>0</b>	<b>0</b>	<b>0</b>	<b>0</b>	<b>0</b>	<b>0</b>	<b>0</b>	<b>1478815</b>
<b>Total Public Shareholding (B)=(B)(1)+(B)(2)+(B)(3)</b>		<b>10572</b>	<b>3478318</b>	<b>0</b>	<b>0</b>	<b>3478318</b>	<b>0</b>	<b>0</b>	<b>0</b>	<b>0</b>	<b>0</b>	<b>0</b>	<b>0</b>	<b>0</b>	<b>0</b>	<b>0</b>	<b>1478815</b>






Table IV - Statement showing Shareholding Pattern of the Non Promoter - Non Public shareholder

Category & Name of the shareholder (I)	PAN (II)	Nos. of share holders (III)	No. of fully paid up equity shares held (IV)	No. of Partly paid- up equity shares held (V)	No. of shares underlying Depository Receipts (VI)	Total Nos. shares held (VII= IV+V+VI)	Shareholdin g % calculate as per SCRR 1957 As a % of (A+B+C2) (VIII)	No of voting Rights held in each class of securities (IX)				No of shares underlying outstanding convertible Securities including warrants (X)	Total Shareholding as a % assuming full Conversion of securities(as a % of diluted share capital) (XI) =(VII)+(X) as a %	Number of Locked in shares (XII)		Number of shares pledged or otherwise encumbered (XIII)		Number of equity shares held in dematerializ ed Form (XIV)
								No of voting Rights			Total as a % of Total voting rights			No. (a)	As a % of Total shares held (b)	No. (a)	As a % of Total shares held (b)	
								Class X	Class Y	Total								
Custodian/ DR Holder		0	0	0	0	0	0	0	0	0	0	0	0	0	0	0	0	0
GDRs/ADRs/ADSS		0	0	0	0	0	0	0	0	0	0	0	0	0	0	0	0	0
Sub Total (C)(1)		0	0	0	0	0	0	0	0	0	0	0	0	0	0	0	0	0
Employee Benefit Trust (under SEBI (Share Based Employee Benefit) Regulations, 2014)		0	0	0	0	0	0	0	0	0	0	0	0	0	0	0	0	0
Sub Total (C)(2)		0	0	0	0	0	0	0	0	0	0	0	0	0	0	0	0	0
Total Non-Promoter-Non Public Shareholding (C) = (C)(1)+(C)(2)		0	0	0	0	0	0	0	0	0	0	0	0	0	0	0	0	0

