

HOLDING OF SPECIFIED SECURITIES ANNEXURE - 1

1. Name of Listing Entity : GEM CABLES AND CONDUCTORS LIMITED

2. 517504/GEMCABLES/EQUITY

3. Share Holding Pattern Filed under: Reg. 31(1)(b) SHAREHOLDING AS ON : 31/03/2016

4. Declaration : The Listed entity is required to submit the following declaration to the extent of submission of information :-

	Particulars	Yes*	No*
1	Whether the Listed Entity has issued any partly paid up shares?		No
2	Whether the Listed Entity has issued any Convertible Securities or Warrants?		No
3	Whether the Listed Entity has any shares against which depository reseipts are issued?		No
4	Whether the Listed Entity has any shares in locked-in?		No
5	Whether any shares held by promoters are pledge or otherwise encumbered?		No




Table I - Summary Statement holding of specified securities

Category (I)	Category of shareholder (II)	Nos. of share holders (III)	No. of fully paid up equity shares held (IV)	No. of Partly paid-up equity shares held (V)	No. of shares underlying Depository Receipts (VI)	Total Nos. shares held (VII = IV+V+VI)	Shareholding as a % of total no. of shares (Calculated as per SCRR, 1957) (VIII) As a % of (A+B+C2)	No of voting Rights held in each class of securities (IX)			No of shares underlying outstanding convertible Securities (including warrants) (X)	Total Shareholding as a % assuming full Conversion of convertible securities (as a % of diluted share capital)	Number of Locked in shares (XII)		Number of shares pledged or otherwise encumbered (XIII)		Number of dematerialized shares (XIV)	
								No of voting Rights					Total as a % of (A+B+C)	No.(a)	As a % of Total shares held (b)	No.(a)		As a % of Total shares held (b)
								Class X	Class Y	Total								
(A)	Promoter and Promoter Group	5	3385432	0	0	3385432	49.32	0	0	0	0	0.00	0	0.00	0	0.00	710	
(B)	Public	10572	3478318	0	0	3478318	50.68	0	0	0	0	0.00	0	0.00	0	0.00	1478	
(C)	Non Promoter - Non Public	0	0	0	0	0	0.00	0	0	0	0	0.00	0	0.00	0	0.00		
(C1)	Shares underlying DRs	0	0	0	0	0	0.00	0	0	0	0	0.00	0	0.00	0	0.00		
(C2)	Shares held by Employee Trusts	0	0	0	0	0	0.00	0	0	0	0	0.00	0	0.00	0	0.00		
	Total	10577	6863750	0	0	6863750	100.00	0	0	0	0	0.00	0	0.00	0	0.00	2150	





Table II - Statement showing Shareholding Pattern of the Promoter and Promoter Group

Category & Name of the Shareholder (I)	PAN (II)	Nos. of share holders (III)	No. of fully paid up equity shares held (IV)	No. of Partly paid-up equity shares held (V)	No. of shares underlying Depository Receipts (VI)	Total Nos. shares held (VII = IV+V+VI)	Shareholding % calculate as per SCRR 1957 As a % of (A+B+C2) (VIII)	No of voting Rights held in each class of securities (IX)			No of shares underlying outstanding convertible Securities (including warrants) (X)	Total Shareholding as a % assuming full Conversion of convertible securities(as a % of diluted share capital) (XI) = (VII)+(X) as a %	Number of Locked in shares (XII)		Number of shares pledged or otherwise encumbered (XIII)		Number of equity shares held in dematerialized Form (XIV)			
								No of voting Rights					Total as a % of Total voting rights	No.(a)	As a % of Total shares held (b)	No.(a)		As a % of Total shares held (b)		
								Class X	Class Y	Total										
1 Indian																				
(a) Individuals/HUFs		5	3385432	0	0	3385432	49.32	0	0	0	0.00	0	0.00	0	0.00	0	0.00	0	0.00	710400
AADITYA YALAMARTY	ABTPY7238C		335640	0	0	335640	4.89	0	0	0	0.00	0	0.00	0	0.00	0	0.00	0	0.00	20000
AISHWARYA YALAMARTY	ABTPY7239D		333617	0	0	333617	4.86	0	0	0	0.00	0	0.00	0	0.00	0	0.00	0	0.00	20000
RUNA YALAMARTY	ABTPY7237P		1110915	0	0	1110915	16.19	0	0	0	0.00	0	0.00	0	0.00	0	0.00	0	0.00	20000
KAMESH YALAMARTY	AAFYPY8626B		1595135	0	0	1595135	23.24	0	0	0	0.00	0	0.00	0	0.00	0	0.00	0	0.00	710200
VENKATA SUBRAHMANYESWARA RAO KANNEGANTI	ADOPK8741M		10125	0	0	10125	0.15	0	0	0	0.00	0	0.00	0	0.00	0	0.00	0	0.00	20000
(b) Central Govt./State Govt.		0	0	0	0	0	0.00	0	0	0	0.00	0	0.00	0	0.00	0	0.00	0	0.00	0
(c) Financial Institutions/Banks		0	0	0	0	0	0.00	0	0	0	0.00	0	0.00	0	0.00	0	0.00	0	0.00	0
(d) Any Other		0	0	0	0	0	0.00	0	0	0	0.00	0	0.00	0	0.00	0	0.00	0	0.00	0
Sub Total (A)(1)		0	3385432	0	0	3385432	49.3233582	0	0	0	0	0	0.00	0	0.00	0	0.00	0	0.00	710400
2 Foreign																				
(a) Individuals(NRI/Foreign Individuals)		0	0	0	0	0	0.00	0	0	0	0.00	0	0.00	0	0.00	0	0.00	0	0.00	0
(b) Government		0	0	0	0	0	0.00	0	0	0	0.00	0	0.00	0	0.00	0	0.00	0	0.00	0
(c) Institutions		0	0	0	0	0	0.00	0	0	0	0.00	0	0.00	0	0.00	0	0.00	0	0.00	0
(d) Foreign Portfolio Investor		0	0	0	0	0	0.00	0	0	0	0.00	0	0.00	0	0.00	0	0.00	0	0.00	0
(e) Any Other(specify)		0	0	0	0	0	0.00	0	0	0	0.00	0	0.00	0	0.00	0	0.00	0	0.00	0
Sub Total (A)(2)		0	0	0	0	0	0	0	0	0	0	0	0.00	0	0.00	0	0.00	0	0.00	0
Total Shareholding of Promoter and Promoter Group (A)=(A)(1)+(A)(2)		0	3385432	0	0	3385432	49.3233582	0	0	0	0	0	0.00	0	0.00	0	0.00	0	0.00	710400



Category & Name of the shareholder (I)	PAN (II)	Nos. of share holders (III)	No. of fully paid up equity shares held (IV)	No. of Partly paid-up equity shares held (V)	No. of shares underlying Depository Receipts (VI)	Total Nos. shares held (VII = IV+V+VI)	Shareholding % calculate as per SCRR 1957 As a % of (A+B+C2) (VIII)	No of voting Rights held in each class of securities (IX)			No of shares underlying outstanding convertible Securities (including warrants) (X)	Total Shareholding as a % assuming full Conversion of convertible securities (as a % of diluted share capital) (XI) = (VII)+(X) as a %	Number of Locked in shares (XII)		Number of shares pledged or otherwise encumbered (XIII)		Number of equity shares held in dematerialized form (XIV)	
								No of voting Rights					Total as a % of Total voting rights	No.(a)	As a % of Total shares held (b)	No.(a)		As a % of Total shares held (b)
								Class X	Class Y	Total								
1 Institutions																		
(a) Mutual Funds		0	0	0	0	0	0	0	0	0	0	0	0	0	0	0	0	
(b) Venture Capital Funds		0	0	0	0	0	0	0	0	0	0	0	0	0	0	0	0	
(c) Alternate Investments Funds		0	0	0	0	0	0	0	0	0	0	0	0	0	0	0	0	
(d) Foreign Venture Capital Investors		0	0	0	0	0	0	0	0	0	0	0	0	0	0	0	0	
(e) Foreign Portfolio Investors		0	0	0	0	0	0	0	0	0	0	0	0	0	0	0	0	
(f) Financial Institutions/Banks		1	500000	0	0	500000	0	0	0	0	0	0	0	0	0	0	0	
(g) Insurance Companies		0	0	0	0	0	0	0	0	0	0	0	0	0	0	0	0	
(h) Provident Funds / Pension Funds		0	0	0	0	0	0	0	0	0	0	0	0	0	0	0	0	
(i) Any other (specify)		0	0	0	0	0	0	0	0	0	0	0	0	0	0	0	0	
Sub Total (B)(1)		1	500000	0	0	500000	0	0	0	0	0	0	0	0	0	0	0	
Central Government/State Government(s)/ President of India																		
(a) Central Govt./State Govt.		0	0	0	0	0	0	0	0	0	0	0	0	0	0	0	0	
Sub Total (B)(2)		0	0	0	0	0	0	0	0	0	0	0	0	0	0	0	0	
3 Non-Institutions																		
(a) Individual		10459	2759243	0	0	2759243	0	0	0	0	0	0	0	0	0	0	1330840	
(ai) Ind-Hold nominal shr capital upto Rs.2L		14	163746	0	0	163746	0	0	0	0	0	0	0	0	0	0	62496	
(aii) Ind-Hold nominal shr capital in excess of Rs.2L		6	366800	0	0	366800	0	0	0	0	0	0	0	0	0	0	266300	
(b) NBFCs Registered with RBI		0	0	0	0	0	0	0	0	0	0	0	0	0	0	0	0	
(c) Employees Trusts		0	0	0	0	0	0	0	0	0	0	0	0	0	0	0	0	
(d) Overseas Depositories (holding DRs) (balancing figure)		0	0	0	0	0	0	0	0	0	0	0	0	0	0	0	0	
(e) Any Other																		
e(1) NRI REPATRIABLE		20	44995	0	0	44995	0	0	0	0	0	0	0	0	0	0	44995	
e(2) Bodies Corporate		92	174080	0	0	174080	0	0	0	0	0	0	0	0	0	0	102980	
Sub Total (B)(3)		10571	2978318	0	0	2978318	0	0	0	0	0	0	0	0	0	0	1478810	
Total Public Shareholding (B)=(B)(1)+(B)(2)+(B)(3)		10572	3478318	0	0	3478318	0	0	0	0	0	0	0	0	0	0	1478810	



Table IV - Statement showing Shareholding Pattern of the Non Promoter - Non Public shareholder

Category & Name of the shareholder (I)	PAN (II)	Nos. of share holders (III)	No. of fully paid up equity shares held (IV)	No. of Partly paid-up equity shares held (V)	No. of shares underlying Depository Receipts (VI)	Total Nos. shares held (VII = IV+V+VI)	Shareholding % calculate as per SCRR 1957 As a % of (A+B+C2) (VIII)	No of voting Rights held in each class of securities (IX)			No of shares underlying convertible Securities (including warrants) (X)	Total Shareholding as a % assuming full Conversion of convertible securities(as a % of diluted share capital) (XI) = (VII)+(X) as a %	Number of Locked in shares (XII)		Number of shares pledged or otherwise encumbered (XIII)		Number of equity shares held in dematerialized Form (XIV)	
								No of voting Rights		Total as a % of Total voting rights			No.(a)	As a % of Total shares held (b)	No.(a)	As a % of Total shares held (b)		
								Class X	Class Y									Total
1	Custodian/DR Holder																	
(a)	GDRs/ADRs/ADSS	0	0	0	0	0	0	0	0	0	0	0	0	0	0	0	0	0
	Sub Total (C)(1)	0	0	0	0	0	0	0	0	0	0	0	0	0	0	0	0	0
2	Employee Benefit Trust (under SEBI (Share Based Employee Benefit) Regulations, 2014)																	
	Sub Total (C)(2)	0	0	0	0	0	0	0	0	0	0	0	0	0	0	0	0	0
	Total Non-Promoter-Non Public Shareholding (C) = (C)(1)+(C)(2)	0	0	0	0	0	0	0	0	0	0	0	0	0	0	0	0	0

