


Introductory sub-table (I)(a)

Name of the Company: GEM CABLES AND CONSTRUCTIONS LIMITED			
Scrip Code, Name of the scrip, class of security: 517504, GEMCABLES, Equity			
Quarter ended: September 30, 2015			
Partly paid-up shares:-		No. of partly paid-up shares	As a % of total no. of partly paid-up shares
			As a % of total no. of shares of the company
Held by promoter/promoter group	0	0	0
Held by public	0	0	0
Total	0	0	0
Outstanding convertible securities:-		No. of outstanding securities	As a % of total no. of outstanding convertible securities
			As a % of total no. of shares of the company, assuming full conversion of the convertible securities
Held by promoter/promoter group	0	0	0
Held by public	0	0	0
Total	0	0	0
Warrants:-		No. of warrants	As a % of total no. of warrants
			As a % of total no. of shares of the company, assuming full conversion of warrants
Held by promoter/promoter group	0	0	0
Held by public	0	0	0
Total	0	0	0
Total paid-up capital of the company, assuming full conversion of warrants and convertible securities		68,637,500	100
			100




Statement Showing Shareholding Pattern

			Table (I)(a)					
Category code	Category of Shareholder	Number of Shareholders	Total number of shares	Number of shares held in dematerialized form	Total shareholding as a percentage of total number of shares		Shares Pledged or otherwise encumbered	
					As a percentage of (A+B)	As a percentage of (A+B+C)	Number of shares	As a percentage
(I)	(II)	(III)	(IV)	(V)	(VI)	(VII)	(VIII)	(IX)= (VIII)/(IV)*100
(A)	Shareholding of Promoter and Promoter Group							
1	Indian						0	0.00
(a)	Individuals/ Hindu Undivided Family	5	3385432	710400	49.32	49.32	0	0.00
(b)	Central Government/ State Government(s)	0	0	0	0.00	0.00	0	0.00
(c)	Bodies Corporate	0	0	0	0.00	0.00	0	0.00
(d)	Financial Institutions/ Banks	0	0	0	0.00	0.00	0	0.00
(e)	Any Others(Specify)	0	0	0	0.00	0.00	0	0.00
	Sub Total(A)(1)	5	3385432	710400	49.32	49.32	0	0.00
2	Foreign							
a	Individuals (Non-Residents Individuals/ Foreign Individuals)	0	0	0	0	0.00	0	0.00
b	Bodies Corporate	0	0	0	0	0.00	0	0.00
c	Institutions	0	0	0	0	0.00	0	0.00
d	Qualified Foreign Investor	0	0	0	0	0.00	0	0.00



e	Any Others(Specify)	0	0	0				0.00
	Sub Total(A)(2)	0	0	0	0	0.00	0	0.00
	Total Shareholding of Promoter and Promoter Group (A)= (A)(1)+(A)(2)	5	3385432	710400	49.32	49.32	0	0.00
(B)	Public shareholding							
1	Institutions							
(a)	Mutual Funds/ UTI	0	0	0	0	0.00	0	0.00
(b)	Financial Institutions / Banks	1	500000	0	7.28	7.31	0	0.00
(c)	Central Government/ State Government(s)	0	0	0	0	0.00	0	0.00
(d)	Venture Capital Funds	0	0	0	0	0.00	0	0.00
(e)	Insurance Companies	0	0	0	0	0.00	0	0.00
(f)	Foreign Institutional Investors	0	0	0	0	0.00	0	0.00
(g)	Foreign Venture Capital Investors	0	0	0	0	0.00	0	0.00
(h)	Qualified Foreign Investor	0	0	0	0	0.00	0	0.00
(i)	Any Other	0	0	0	0	0.00	0	0.00
	Sub-Total (B)(1)	1	500000	0	7.31	7.31	0	0.00
B 2	Non-institutions							
(a)	Bodies Corporate	92	174080	102980	2.54	2.55	0	0.00
(b)	Individuals	10459	2759243	1330840	40.20	39.96	0	0.00
I	Individuals -i. Individual shareholders holding nominal share capital up to Rs 1 lakh	0	0	0	0	0.00	0	0.00
II	ii. Individual shareholders holding nominal share capital in excess of Rs. 1 lakh.	20	530546	530546	7.73	7.76	0	0.00
(c)	Qualified Foreign Investor							




(d)	Any Other (NRI REPATRIABLE)	20	44995	44995	0.66	0.66	0	0.00
	Sub-Total (B)(2)	10571	2978318	1478815	43.39	43.17	0	0.00
(B)	Total Public Shareholding (B)= (B)(1)+(B)(2)	10572	3478318	1478815	50.68	50.48	0	0.00
	TOTAL (A)+(B)	10577	6863750	2189215	100.00	100.00	0	0.00
(C)	Shares held by Custodians and against which Depository Receipts have been issued							
1	Promoter and Promoter Group	0	0	0	0	0.00	0	0.00
2	Public					0.00	0	0.00
	Sub-Total (C)	0	0	0	0.00	0.00	0	0.00
	GRAND TOTAL (A)+(B)+(C)	10577	6863750	2189215	0.00	0.00	0	0.00



(I)(b) Statement showing holding of securities (including shares, warrants, convertible securities) of persons belonging to the category "Promoter and Promoter Group"

Sr. No.	Name of the shareholder	Details of Shares held		Encumbered shares (*)			Details of warrants		Details of convertible securities		Total shares (including underlying shares assuming full conversion of warrants and convertible securities) as a % of diluted share capital
		Number of shares held	As a % of grand total (A) + (B) + (C)	No.	As a percentage	As a % of grand total (A)+(B)+(C) of sub-clause (I)(a)	Number of warrants held	As a % total number of warrants of the same class	Number of convertible securities held	As a % total number of convertible securities of the same class	
(I)	(II)	(III)	(IV)	(V)	(VI) = (V) / (III) * 100	(VII)	(VIII)	(IX)	(X)	(XI)	(XII)
1	AADITYA YALAMARTY	335640	4.89	0	0.00	0.00	0	0.00	0	0.00	0
2	AISHWARYA YALAMARTY	333617	4.86	0	0.00	0.00	0	0.00	0	0.00	0
3	RUNA YALAMARTY	1110915	16.19	0	0.00	0.00	0	0.00	0	0.00	0
4	KAMESH YALAMARTY	1595135	23.24	0	0.00	0.00	0	0.00	0	0.00	0
5	VENKATA SUBRAHMANYESWARA RAO KANNEGANTI	10125	0.15	0	0.00	0.00	0	0.00	0	0.00	0
TOTAL		3385432	49.32	0	0.00	0.00	0	0.00	0	0.00	0

(*) The term "encumbrance" has the same meaning as assigned to it in regulation 28(3) of the SAST Regulations, 2011




category "Public" and holding more than 1% of the total number of shares

Sr. No.	Name of the shareholder	Number of shares held	Shares as a percentage of total number of shares {i.e., Grand Total (A)+(B)+(C) indicated in	Details of warrants		Details of convertible		Total shares (including underlying shares assuming full conversion of warrants and convertible
				Number of warrants held	As a % total number of warrants of the same class	Number of convertible securities held	% w.r.t total number of convertible securities of the same class	
1	K SHIVA KUMAR	241200	3.51	0	0.00	0	0.00	0
TOTAL		241200	0	0.00	0	0.00	0	0




(I)(c)(ii) Statement showing holding of securities (including shares, warrants, convertible securities) of persons (together with PAC) belonging to the category "Public" and holding more than 5% of the total number of shares of the company

Sr. No.	Name(s) of the shareholder(s) and the Persons Acting in Concert (PAC) with them	Number of shares	Shares as a percentage of total number of shares {i.e., Grand Total (A)+(B)+(C) indicated in Statement at para (I)(a) above}	Details of warrants		Details of convertible		Total shares (including underlying shares assuming full conversion of warrants and convertible securities) as a % of diluted share capital
				Number of warrants	As a % total number of warrants of the same class	Number of convertible securities held	% w.r.t total number of convertible securities of the same class	
				NA				
TOTAL		0	0.00	0	0	0	0	0



Sr. No.	Name of the shareholder	Number of locked-in shares	Locked-in shares as a percentage of total number of shares {i.e., Grand Total (A)+(B)+(C) indicated in Statement at para (I)(a) above}
		NA	
TOTAL		0	0.00



Sr. No.	Name of the DR Holder	Type of outstanding DR (ADRs, GDRs, SDRs, etc.)	Number of shares underlying outstanding DRs	Shares underlying outstanding DRs as a percentage of total number of shares {i.e., Grand Total (A)+(B)+(C) indicated in Statement at para (I)(a) above}
				NA
TOTAL			0	0.00

